



### Usage Areas



Hotel



Restaurant



Fast Food



Cocktail



Disco



Industry



### Technical Information

Daily Production Capacity	75 kg	Finish	AISI 304 SS
Store Capacity	28 kg	Cooling System	Air
Ice Capacity Per Cycle	Continually	Product Dimension w*d*h	500*670*800
Refrigerant Gas	R290	Packing Dimension w*d*h	555*725*965
Current	10 A	Net Weight	47 kg
Maximum Power	490 W	Loading Quantities 20 DC	72 Units
Daily Electric Consumption	8,9 Kw	Loading Quantities 40 DC	144 Units
Voltage	230V-50 Hz	Loading Quantities Optima	186 Units

### Special Features



Sprayer System



Polyurethane Cabinet



Air Cooling



Easy Clean Surface



Electronic Control



Large Ice Storage Area



T Climate Type



Antibacterial Storage Area



Magnetic Pump



Door with Handle



Easy Clean Air Filter



Multifunction Button



Service Kit Drain Pump



Easy Access



Sliding Lid



Optional Touch Screen Control

### Ice Cubes and Sizes



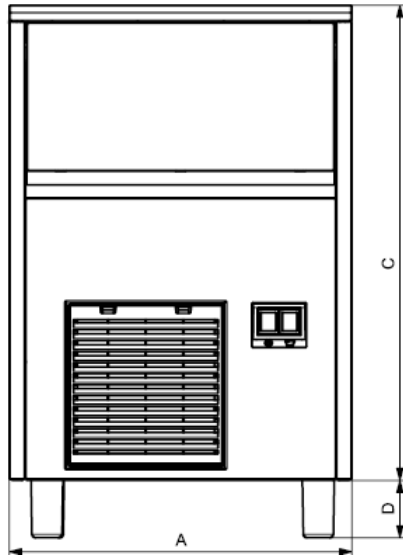
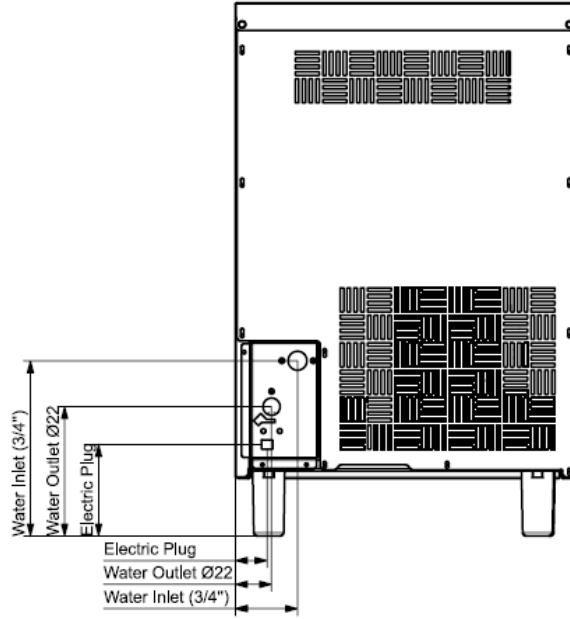
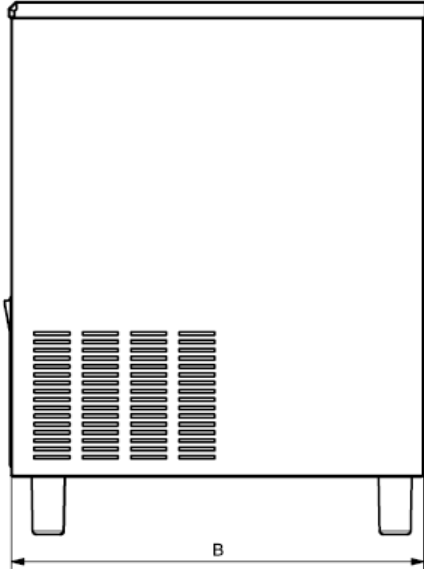
3 gr/unit

### Certifications





## Product Dimensions



Model	A (mm)	B (mm)	C (mm)	D (mm)	Water Inlet Horizontal (mm)	Water Inlet Vertical (mm)	Water Outlet Horizontal (mm)	Water Outlet Vertical (mm)	Electric Plug Horizontal (mm)	Electric Plug Vertical (mm)
FR85S	500	670	800	D1-D2	91	255	53	188	47	133
FR125S	738	600	822	D1-D2	103	163	71	253	47	133

Option	D (mm)	
Standard Adjustable Feet	D1	95
Short Adjustable Feet	D2	10

## Limits

- Water inlet	3/4"
- Water outlet	22 mm
- Water Pressure	Min 1 Bar/Max 5 Bar

All technical informations must be considered as following conditions

*Ambient temperature* : 10°C

*Water temperetaure* : 10°C

*Electric consumption at* : 20°C (Standard Voltage)

*The company has righth to change all informations without notification*

## Ice Making Capacities

Ambient Tem. °C	Water Temperature °C			
	10°	15°	21°	32°
10°	100%	98%	95%	93%
21°	98%	96%	90%	87%
32°	90%	87%	80%	78%
38°	80%	75%	70%	60%



